

Enamelsupply

Emaljeforsyningen

Tom Lundsten
Munkeageren 17
DK-4600 Koege
Denmark

Telephone: +45 24408576
E-mail: info@enamelsupply.com
Website: www.enamelsupply.com

1st. of May 2026





Thompson Opaque Enamels for Jewellery

	Colour	Name	Grp		Colour	Name	Grp
	1006	White, Crackle Base	A		1319	Bitter Green	C
	1010	White, Undercoat	S		1335	Pea Green	B
	1020	Titanium White	A		1345	Hunters Green	S
	1030	Foundation White	S		1360	Jungle Green	A
	1040	Quill White	S		1380	Mistletoe Green	S
	1045	Antique White	S		1390	Alphine Green	S
	1050	Mat	S		1405	Pastel Bluish Green	S
	1060	White	S		1410	Robin's Egg Blue	S
	1110	Pastel Brown	S		1415	Sea Foam Green	S
	1124	Cork Brown	S		1420	Mint Green	B
	1125	Nut Brown	S		1422	Aqua Marine Green	S
	1140	Chamois Brown	S		1425	Sapphire	B
	1150	Woodrow Brown	S		1430	Spruce Green	A
	1170	Elk Brown	S		1440	Delft Blue Green	A
	1175	Mocca Brown	S		1465	Peacock Blue	A
	1180	Briarwood Brown	S		1505	Pastel Greenish Blue	S
	1190	Peat Brown	S		1510	Ozone Blue	S
	1202	Off White	S		1515	Horizon Blue	S
	1208	Cream	S		1520	Calamine Blue	A
	1211	Candy Yellow	S		1522	Frensh Blue	A
	1224	Melon Yellow	S		1525	Aqua Blue	A
	1225	Lemon Yellow	S		1530	Twilight Blue	A
	1237	Butter Yellow	C		1540	Wedgewood Blue	A
	1238	Ivory	S		1560	Bluejay Blue	A
	1239	Mellow Yellow	S		1605	Isle Blue	A
	1240	Pine Yellow	S		1608	Storm Blue	A
	1305	Pastel Green	S		1610	Sky Blue	A
	1308	Lichen Green	S		1615	Atlantic Blue	A
	1315	Willow Green	S		1620	Daphne Blue	A

Thompson Opaque Enamels for Jewellery

	Colour	Name	Grp		Colour	Name	Grp
	1645	Harvest Blue	A		1850	Pumpkin Orange	C
	1650	Yacht Blue	A		1860	Flame Orange	C
	1660	Ultramarine Blue	A		1870	Orient Red	C
	1685	Cobalt Blue	A		1880	Flame Red	C
	1693	Dark Blue	A		1890	Victoria Red	C
	1698	Darkest Blue	A		1905	Pastel Gray	S
	1705	Petal Pink	G		1910	Pussywillow Gray	S
	1708	Pastel Pink	G		1912	Nude Gray	S
	1710	Tallow Pink	G		1915	Dove Gray	S
	1715	Clover Pink	G		1920	Stump Gray	S
	1720	Mauve Purple	G		1940	Steel Gray	S
	1745	Fox Glove Purple	G		1960	Blue Gray	S
	1750	Orchid	G		1980	Bluish Black	A
	1760	Iris Purple	G		1990	Grisaille Black	A
	1780	Grape Purple	G		1995	Black	A
	1810	Buttercup Yellow	C		1996	Black	A
	1820	Goldenrod Yellow	C		1997	Black, Crackle Base	A
	1830	Marigold Yellow	C		1998	Soft Black	A
	1840	Sunset Orange	C				

Thompson Transparent Enamels for Jewellery

	2001	Jewel Effect Lumps	A		2040	Hard Fusing Clear	A
	2007	Soft Fusing Clear	S		2061	Opalescent White	B
	2008	Claer, Crackle Base	A		2110	Wax Yellow	A
	2009	Soft Fusing Clear	A		2115	Maars Brown	A
	2010	Soft Fusing Clear	A		2120	Otter Brown	S
	2015	Golden Clear	A		2130	Hazel Brown	S
	2020	Clear For Silver	S		2140	Russet Brown	S
	2030	Medium Fusing Clear	A		2170	Van Dyke Brown	S

Thompson Transparent Enamels for Jewellery

	Colour	Name	Grp		Colour	Name	Grp
	2190	Chestnut Brown	S		2625	Winter Blue	A
	2210	Soft Yellow	C		2650	Heron Blue	A
	2215	Egg Yellow	C		2660	Nitric Blue	A
	2220	Chartreuse	A		2680	Prussian Blue	A
	2222	Flax Yellow	A		2715	Rose Purple	B
	2230	Lime Yellow	A		2720	Harold Purple	G
	2240	Olive	A		2740	Savor Purple	G
	2300	Opalescent Green	A		2745	Passion Purple	G
	2305	Nile Green	A		2747	Dark Lavender	G
	2310	Peppermint Green	A		2755	Concord Purple	G
	2320	Spring Green	A		2760	Mauve Purple	B
	2325	Gem Green	A		2780	Manganese Purple	B
	2330	Avocado	A		2800	Opalescent Red	G
	2335	Peacock Green	A		2810	Geranium Pink	G
	2340	Glass Green	A		2820	Pink	G
	2345	Dark Green	A		2825	China Pink	G
	2350	Grass Green	A		2830	Orange Red Ruby	G
	2410	Copper Green	A		2835	Rose Pink	G
	2420	Sea Green	A		2836	Raspberry	G
	2430	Beryl Green	A		2837	Orange	G
	2435	Turquoise	A		2838	Red	G
	2510	Cascade Blue	A		2839	Red	G
	2520	Aqua Blue	A		2840	Mandarin Orange	C
	2530	Water Blue	A		2845	Mikado Orange	C
	2600	Opalescent Blue	A		2850	Sunset Orange	C
	2610	Sky Blue	A		2880	Woodrow Red	C
	2615	Periwinkle Blue	A		2910	Elan Gray	A
	2620	Bonnet Blue	A		2915	Oil Gray	A

SAMP-C

Sample set of all 1XXX/2XXX colours, ca. 6 grams of each.

DKK	€	£
2.196,85	292,90	249,60

Counter Enamel

A mixture of colours that will vary from time to time.

Price per 50 grams

DKK	€	£
80,50	10,85	9.45

Colour Samples

All opaque colour samples are made on copper and all transparent samples are on sterling silver.

Enamel prices

Prices are excluding VAT.

Price per 50 grams			
Group	DKK	€	£
S	124,00	16,50	14.05
A	136,05	18,10	15.45
B	142,55	19,00	16.15
C	208,50	27,80	23.65
G	243,45	32,45	27.65

Quantity Discount

The quantity discount applies to quantity of a single colour and not the total quantity of an order.

Quantity Discount	
50g	None
100g	5%
250g	10%
500g	15%

Notes by Tom Ellis:

1 - Fire direct for copper transparent color or clears to achieve the correct color

Except for enamels that contain cadmium or gold (see No. 2), transparent enamels that work directly on Copper need to be fired sufficiently to dissolve *all* the copper oxide. When firing transparents and you see brown or reddish brown in the clear or color, it is because it has not been fired enough. Re-fire for a longer time. This should clear up the off color and give you the desired result. Enamel colors which do not fire to the desired color direct on copper include any enamel with gold or cadmium. Use these colors over another enamel such as a white or clear.

2 - Know which enamels react and change color on silver and copper

Cadmium and gold-bearing enamels will react and change color and/or opacity when fired directly on silver and/or copper. Silver is a special concern because gives off silver salts when heated. As the enamel becomes a liquid during firing, it will take into solution (dissolve) the silver salts which can color the glass. Silver salts create yellow in glass.

When cadmium or gold oxides are combined with silver salts, the resulting enamel colors may not fire the way one would expect. Thompson cadmium opaque colors are: 1237, 1319, 1335, 1420, 1425, 1820, 1830, 1840, 1850, 1860, 1870, 1880, & 1890. These cadmium selenium colors will darken with prolonged firing. Edges commonly are black on copper and silver. If applied thin on copper they may even appear all black. If fired on silver they may appear brown. To avoid these problems, it is best to use these colors over a base coat such as 2030 for copper and 2020 for silver. They should not be over-fired unless the darker coloring is an effect you are seeking.

Thompson colors 2210, 2215, 2840, 2845, 2850 & 2880 are transparent cadmium selenium colors. They chemically react with copper and silver and turn opaque. However, they will remain transparent on gilding metal, and properly prepared high karat gold. They will also stay transparent over a clear or opaque enamel first coat for a limited number of firings. They will darken with prolonged exposures to heat. They are best used over another enamel or gold foil.

Some opaque and transparent pinks, purples, lavenders, oranges, and reds contain gold to achieve those colors. Gold bearing Thompson *opaque* colors are: 1705, 1708, 1710, 1715, 1720, 1745, 1750, 1760, and 1780. These colors should be used on top of 2020 when working with silver.

2 - Know which enamels react and change color on silver and copper (Continued)

Transparent gold bearing colors are: 2720, 2740, 2745, 2747, 2755, 2810, 2820, 2825, 2830, 2835, 2836, 2837, 2838, 2839, and 2800. When the transparents are used directly on copper they frequently appear opaque and may turn reddish. The red color is created by colloidal gold. The copper oxides which are taken into the solution of the glass collect on the colloidal gold to turn red. Several firings are required to dissolve those oxides back into the glass. There must be enough glass for this to occur. For this reason, a second coat may be required after the first firing. If the color shows no signs of clearing after two firings, increase the time, not temperature.

All of the gold bearing transparent colors are clear on gilding metal. When used over another enamel they tend to be more pastel and less intense as a color except for 2747, 2755 and 2835.

Thompson colors 2720, 2740, and 2745 will turn green direct on silver. They should be used over 1030 opaque white, or over 2020 clear for silver.

Silver salts that are taken into solution of the glass during firing, impart yellow to gold bearing transparent reds, which makes the red look more orange red. To eliminate the yellow, use these colors over 1030 opaque white on copper or 2020 clear on silver.

3 - Pickle at room temperature

When one side of bare copper is coated with enamel and fired, the other side develops a skin of red and black copper oxide. To eliminate this problem, the oxidized copper could be coated with transparent enamel and fired using the oxide to create a visual texture under the transparent enamel. Often a clean shiny copper surface is desired for the work. The oxide could be mechanically ground or sanded off (this would leave scratches in the copper) or it could be submersed into pickle (with Sodium Bi-sulfate) to dissolve the oxide off the copper.

Metalsmiths often heat pickle to speed up the process, but this does not work well with enameled pieces. A heated pickle will mat or etch any enamels that are placed into it. To prevent this from happening, always use room temperature pickle if enamel is present on the piece.

On a related note, some Thompson lead-free enamels are not acid resistant. They will mat or etch in a heated or room temperature pickle. These include: 1010 Undercoat White; 1006 Crackle Base White; 1997 Crackle Base Black; 2008 Crackle Base Clear; 2001 Opalescent Lump; 2061 Opalescent White; 2300 Opalescent Green; 2600 Opalescent Blue; and 2800 Opalescent Red. If they get dull, gloss can often be brought back with another firing.

4 - Reduce cracks in enamel with slow cooling and lower temperatures

When enamel cracks it is because there is too much stress in the glass and the glass has no choice but to relieve that stress by cracking. There are many reasons or combination of reasons why the glass/metal relationship fails, including the wrong alloy or base metal, no counter enamel, the wrong expansions relationship, uneven or too thick enamel application, uneven enamel thicknesses back to front, non-uniform base metal thickness, solder joints, weighting the enamel after firing, metal inclusions in the enamel, impact, etc. The list can go on and on. There is not a general answer that will cover all situations.

Some of these conditions could also lead to enamel releasing from the metal or from itself, but the 'chipping' defect may or may not involve conditions that always apply to cracking. Under the conditions of heat the metal expands. The enamel flows and is carried with the metal. As the piece cools, the enamel becomes rigid between 1020 degrees F. and 1050 degrees F. But the metal may continue to contract, putting a strain on the enamel and causing the enamel to crack.

To understand what is causing the cracking, look at each instance of cracking individually, and evaluate all probable causes. The greater the thickness of the enamel in relationship to lesser thickness of metal is one of the most common problems. Although not a panacea that prevents all cracking problems, a slow cooling is best and, when possible, a lower firing temperature may help. This will decrease the amount of expansion, which decreases the amount of contraction that might cause cracking.

Opaque Whites for Metal

1006	A low expansion white used as the base coat for the crackle technique when Liquid Form-Water Base enamels are used for the second coat. Low acid resistance.
1010	Sold for years as 621-A. It is unique in having a high softening point as well as a high expansion. This makes it an ideal base coat for other enamels, especially transparents. It has good opacity, excellent gloss and surface. Can be used as a regular white where acid resistance is not required. Low acid resistance
1020	A super opaque titanium white with excellent covering power, gloss and surface. This is the white used for our white steel panels. Excellent one coat or two coat white for areas to be left white. Since its expansion is on the low side, only thin coats of other colors should be applied over this white when used on copper. It has good acid resistance. It can also be used as a base for crackle technique.
1030	This white has medium opacity. It is slightly translucent. It can be used as an undercoat and is acid resistant. When finely ground it is suitable to be used in the grisaille and camaïeu techniques.
1040	This white is less opaque than 1030. It is translucent. It can be used as an undercoat and is acid resistant. It can be used over 1010 to obtain a surface with more “depth”. When finely ground it is suitable to be used in the grisaille technique, but will require more applications to build up white than the 1030.
1045	This white was developed for bead making. Normally used in 6-20 mesh, this white does not reduce or gray in a propane flame.
1050	This mat enamel fires as a normal transparent. It glosses on the first firing and will grow mat white crystals. With longer or more firings it will texture greatly.
1055	This white is very opaque. It was developed for the commercial badge making industry.
1060	This white is very opaque and was also developed for the commercial badge making industry.

Opaque Blacks for Metal

1990	Technically a deep ‘transparent’ black. If applied thin or over-fired or ground thin and re-fired, it takes on a dark transparent blue look. This black is recommended as a base enamel for the grisaille technique.
1995	A very opaque black, but does not have the intensity or depth of black as 1990 or 1996.
1996	Technically a deep ‘transparent’ black. If applied thin or over-fired or ground thin and re-fired, it takes on a dark transparent blue look.
1997	A low expansion opaque black used as a dark undercoat for the crackle technique when Liquid Form-Water Base enamels are used for the second coat. It may have a slight greenish look to the black.

Transparent Clear Enamel (Flux)

2007	A soft fusing clear that easily absorbs copper oxide.
2008	A low expansion clear used as the base coat for the crackle technique when Liquid Form-Water Base enamels are used for the second coat. 2008 is also good as a cover coat when working on titanium white steel panels.
2009	This soft fusing clear will clear up on copper on the first firing. It may produce “break up” or “pull through” when a subsequent coat of enamel is fired high.
2010	This soft fusing clear will clear up on copper on the first firing but requires more time and/or temperature than 2009. It may produce “break up” or “pull through” when a subsequent coat of enamel is fired high.
2015	This medium fusing clear has a gold color similar to Thompson lead bearing 1005 or 426. It works well under warm colors.
2020	This clear does not “yellow” on silver. It should always be used when a clear enamel is needed on silver as the first coat. It may also be used on copper and gold. It is also the clear transparent that is suggested to be used as a final cover coat in that it has a lower expansion than most of the other transparent clears.
2030	This clear is the best all-purpose-use clear. It works well under other enamels, opaques and transparents. Fire sufficiently to dissolve all copper oxide (reddish-brown color). One or two refirings may be required.
2040	This clear is harder than the above transparent clears. It is least likely to develop “pull through” when applying subsequent applications of enamel. It should be fired sufficiently to dissolve all copper oxide.

Special Enamel Products

Acrylic Enamels

Standard enamel powder bound and dispersed in a transparent, water emulsion of acrylic polymer resin. A multi-purpose artist's medium in brilliant colors. All colors can be intermixed. Paint thin or buttery thick using brush, palette knife, spatula etc. Dry one color, overlap with a second or third - one fire. Use in combination with water color enamels, enamel marking crayons, or 80 mesh enamel. Good silk screening potential, water clean-up. Available in collapsible tubes.

AC-SET Acrylic Enamels (Set of 9 colours 1/3 fl. oz. Tube) DKK 1.117,10 / € 148,90 / £ 126.90
 AC-SET-2 Acrylic Enamels (Set of 3 colours 1/3 fl. oz. Tube) DKK 455,00 / € 60,65 / £ 51.90
 A-13 Acrylic Medium 2fl.oz DKK 67,25 / € 8,95 / £ 7.60



Water Color Enamels

For use on clean, oil free, vitreous surface. Colors can be used straight from the pan using water or a gum solution as the solvent. Colors can be diluted or intermixed with other colors. On white enameled steel tiles fire at 1450°F for 1- 1/2 to 2 minutes. On white enameled copper fire at 1400-1450°F for 1-1/2 to 2 minutes or until glossy. Ideal on Thompson thin gauge Enameled Steel Plates. Fire at 1400-1450°F for 1-1/2 minute or until glossy. Water colors will produce transparency and excellent gloss when fired properly. Can also be used for shading with normal 80 mesh enamels.

BWC-SET Water Colour Enamels (set of 8 colours) DKK 830,30 / € 110,70/ £ 94.35
 BWC-SET-2 Water Colour Enamels (set of 3 colours) DKK 320,60 / € 42,70 / £ 36.40



Overglaze Painting Colors

These strongly pigmented, finely ground enamel colors can be used on a fired base coat of enamel, with or without an overcoat of transparent enamel. The eight color selection including 913 mixing white can be intermixed like paints to create most any color. 914E white liner can be used to produce intense white lines over dark colors. Other colors can be mixed with 914E to produce the pastel range. These colors can be applied with brush or pen for fine lines. These colors are sold in both dry powder form (to be mixed with either oil or water based mediums of your choosing) or as a pre-mixed (pine) oil base color.

906E Green Overglaze Painting Colour	25g - DKK 257,05 / € 34,25 / £ 29.20
907E Red Overglaze Painting Colour	25g - DKK 257,05 / € 34,25 / £ 29.20
908E Yellow Overglaze Painting Colour	25g - DKK 257,05 / € 34,25 / £ 29.20
909E Orange Overglaze Painting Colour	25g - DKK 257,05 / € 34,25 / £ 29.20
910E Brown Overglaze Painting Colour	25g - DKK 257,05 / € 34,25 / £ 29.20
911E Blue Overglaze Painting Colour	25g - DKK 257,05 / € 34,25 / £ 29.20
912E Black Overglaze Painting Colour	25g - DKK 257,05 / € 34,25 / £ 29.20
913E Mixing White Overglaze Painting Colour	25g - DKK 257,05 / € 34,25 / £ 29.20
914E White Liner Overglaze Painting Colour	25g - DKK 257,05 / € 34,25 / £ 29.20
915E Purple Overglaze Painting Colour	25g - DKK 359,70 / € 47,95 / £ 40.85
916E Yellow Ochre Overglaze Painting Colour	25g - DKK 359,70 / € 47,95 / £ 40.85
917E Rose Pink Overglaze Painting Colour	25g - DKK 359,70 / € 47,95 / £ 40.85
A-12 Painting Oil for miniatures, 2 fl. Oz	DKK 120,75 / € 16,10 / £ 13,70



915E - 917E are not shown

Painting Enamel Kit

The painting enamel kit is for use with miniature and other painting techniques on enamel. These colors can be intermixed to make the largest pallet of painting colors that Thompson has to offer. Includes 14 ceramic pigments, 3 pink/lavender colors, mixing white, painting flux, a special painting oil and mixing instructions.

PK-1 Painting Enamel Kit

DKK 1.318,40 / € 175,75 / £ 149.80



GPP-SET

Glass Painting – Enamel Powder


A series of vitreous enamel powders which fuse slightly below 1200°F. Mix with your favorite painting medium. We recommend A-14 Water Miscible, page 15.

The Glass Painting Powders will attach to glass at 1250 degrees F. They will gloss between 1300 and 1400 degrees. F. They may be taken up to 1450 degrees F. without loss of color. Firing times and temperatures are only guides. Your actual experience may indicate the firing may need to be more or less time and temperature.

You may want to vent your kiln as it heats up to allow for any painting medium fumes to escape kiln.

GPP-SET Glass Painting Set of 13 colours

DKK 1.378,80 / € 163,80 / £ 156.65



Painting & Screening Enamels

The consistency is perfect for screening or painting, and the shelf life is fantastic. All colors can be intermixed. If slight thinning is desired for special applications, use A-14. For a pleasant surprise, mix well with an equal volume of water and it is marvelous with a quill pen. Fine line colors with no aggravation. Clean up with water. When used with screens made with water-developed photo emulsion, clean with mineral spirits.

SEC-SET Painting & Screening Enamels, 9 colours
A-14 Screening Medium 2fl. Oz

DKK 987,70 / € 131,65 / £ 112.20
DKK 120,75 / € 16,10 / £ 13.70



Liquid Form Enamel Colors

For spraying or dipping. Add water to thin if necessary. Can be mixed to create many colors. Ceramic pigments may be added to additionally create other colors. Will produce crackle effects when fired over low expansion enamels such as the crackle bases, 1006 white, 1020 white, 2008 clear and 1997 black.


533 White
770 Princeton Orange
774 Chocolate
791 Hunter Green
801 Hyacinth Lavender
935 Robin Egg Blue
940 Mouse

767 Peacock Blue
771 Flame Red
788 Cocoa Brown
799 Sky Blue
929 Chartreuse
936 Beige

769 Goldenrod Yellow
772 Black
790 Imperial Blue
800 Petal Pink
930 Chinese Red
937 Coral

Base Coats

BC-1070 Medium fusing white
BC-969A Low fusing clear transparent
BC-303L Medium fusing clear transparent
Ground Coat for Enameling Iron
GC-16 Cobalt Blue





All colours and base coats DKK 124,00/ € 16,50 / £ 14.05 / 50 grams (powder form only)

Carefree Lusters®

Used as a surface application which results in a “metal-flake” or “sparkle” appearance. Stabilized for glass, glazed ceramic and enameled metal applications. Available in twelve lustrous colors: clear silver, purple, blue, green, yellow, orange, red; metallic red, orange, yellow, gold & green.



LTK-1 Trial Pack, 12 colours



DKK 347,60 / € 446,30 / £ 39.50

Individual colours in 20 grams jar:

LR-1-1 Clear Silver,

LR-1-3 Clear Blue,

LR-1-5 Metallic Red,

LR-1-7 Metallic Yellow,

LR-1-9 Clear Yellow,

LR-1-11 Clear red,

LR-1-2 Clear Purple,

LR-1-4 Clear Green,

LR-1-6 Metallic Orange,

LR-1-8 Metallic Gold,

LR-1-10 Clear Orange,

LR-1-13 MetallicGreen.

Each colour: DKK 276,00 / € 36,80 / £ 31.35

Carefree Lusters are titanium coated mica flakes. They are not glass and as such do not stick to each other during firing. Residue is expected after firing which is washed off. They are applied as the last application on top of a glass surface. They lose their luster if enamel is fired on top of the lusters. They may be applied onto an enamel on metal surface, glass surface or ceramic glaze.

The lusters come in dry powders ([LTK-1 trial pack of 12 colors](#)) or ([LR-1](#)) 20 grams of a single color- dry Powder.

Powders should be mixed with a painting medium – oil or water base of your choice. Some like using hairspray as a painting/mixing medium. Dry -fire at 1450 degrees F. for 1-1/2 to 2 minutes for enamel on metal surfaces. After cooling, take piece to sink and rinse off residue luster.

Special Painting Colours

Pink / Lavender Painting Enamels	DKK	€	£
1705P Petal Pink, 1oz	272,45	36,30	30.95
1708P Pastel Pink, 1oz	272,45	36,60	30.95
1715P Clover Pink, 1oz	272,45	36,60	30.95

Mechanical Pencil Crayons

For drawing or marking on any clean, oil free, vitreous surface. Surface can be coated with light spray of hairspray or artist's adhesive prior to using crayons. Pre-enameled steel or copper can be slightly warmed prior to using crayons resulting in solid applications of crayon marks. Crayons are water soluble. Fire at 1350 - 1400°F for 2 minutes or until glossy. A cover coat of transparent enamel is desirable.



PEMC-6 Green
PEMC-8 Yellow

PEMC-10 Brown
PEMC-12 Black

PEMC-7 Red
PEMC-9 Orange

PEMC-11 Blue
PEMC-13 White

PEMC-SET (Set of eight colors)

DKK 753,35/ € 100,40 / £ 85.60








Marking Crayons for Enamel

For drawing or marking on any clean, oil free, vitreous surface. Surface can be coated with light spray of hairspray or artist's adhesive prior to using crayons. Pre-enameled steel or copper can be slightly warmed prior to using crayons resulting in solid applications of crayon marks. Crayons are water soluble. Fire at 1350 - 1400°F for 2 minutes or until glossy. A cover coat of transparent enamel is desirable.











EMC-SET (set of eight colours: Green, Red, Yellow, Orange, Brown, Blue, Black and White) DKK 753,35 / € 100,40 / £ 85.60



Misc Products




Number		Description	DKK	€	£
5801001		C-4 Scalex Thompson's excellent inhibitor for the prevention of scale formation on exposed metal surfaces as enameled items are being fired. Paint it on thin. Let it dry. Scalex falls off as fired items cool, exposing a clean metal surface. Sold in liquid form. 16 fl oz. (1 pint ~ 450ml)	358,85	47,80	40.75
5801020		A-1 Klyr-Fire™ (Water base) The standard of the enameling arts. Mix 50/50 with water for spray adhesive, use full strength for wet packing or adhering cloisonné wires. 1 pint	136,25	18,15	15.45
5801019		A-3 Holding Agent (Water base), similar to A-1 but more viscous (thicker), 1 pint	113,00	15,05	12.80
5801021		Blu-1 Blu-Stic. The ultimate adhesive for 3-D cloisonné. Holds cloisons on vertical surfaces. Can fire pieces upside-down if you like. Dip cloison into Blu-stic, position onto enamel surface, dry, fire in any position. 1 oz	50,00	6,65	5.65
5801022		Blu-1 Blu-Stic. The ultimate adhesive for 3-D cloisonné. Holds cloisons on vertical surfaces. Can fire pieces upside-down if you like. Dip cloison into Blu-stic, position onto enamel surface, dry, fire in any position. 2 oz	77,80	10,30	8,80
5801044		Porcelain Morter & Pestle size 0, 142ml	339,60	45,25	38.55
5801045		Porcelain Morter & Pestle size 1, 199ml	399,20	53,20	45.55
5801046		Porcelain Morter & Pestle size 2, 284ml	436,35	58,15	49.55
580900		Thompson Enamel Workbook by Tom Ellis	190,60	25,40	21.65

Misc Products

Number		Description	DKK	€	£
234200		Glass Brush, 180x10mm	114,25	15,20	12.95
234201		Glass Brush, 180x20mm	144,00	19,20	16.35
234202		Glass Brush, length 120mm Tip Ø 3,5mm	82,80	11,00	9.40
570250		Spatula	142,20	18,95	16.15
570293		Trivet, Small double	106,20	14,15	12.05
570300		Trivet, Ø 5-55mm	106,20	14,15	12.05
570510		Jar with mesh lid, Ø 33mm H 45mm	13,20	1,75	1.50
233310		Firing mesh / soldering mesh 110mm X 80mm	73,80	9,80	8355
580121		A-7 Preval Aerosol Spray Kit ** Can not be send by mail **	189,75	0	0
580122		A-7R Replaceable Aerosol Cartridge ** Can not be send by mail **	0	0	18.00

Misc Products

Number		Description	DKK	€	£
580110		SM-1, Small Plastic Sifter, Ø 12,5mm, 40 Mesh	81,05	10,80	9.20
580150		SM-1, Small Plastic Sifter, Ø 12,5mm, 100 Mesh	82,80	11,00	9.40
580151		SM-1, Small Plastic Sifter, Ø 12,5mm, 200 Mesh	89,70	11,95	10.15
580152		SM-1, Small Plastic Sifter, Ø 12,5mm, 325 Mesh	94,00	12,50	10.65
580111		SM-2, Medium Plastic Sifter, Ø 25mm, 40 Mesh	100,05	13,30	11.35
580155		SM-2, Medium Plastic Sifter, Ø 25mm, 100 Mesh	112,10	14,90	12.70
580156		SM-2, Medium Plastic Sifter, Ø 25mm, 200 Mesh	120,75	16,10	13.70
580157		SM-2, Medium Plastic Sifter, Ø 25mm, 325 Mesh	125,05	16,65	14.20
580112		SM-3, Large Plastic Sifter, Ø 50mm, 40 Mesh	113,00	15,05	12.80
580160		SM-3, Large Plastic Sifter, Ø 50mm, 100 Mesh	125,90	16,75	14.30
580161		SM-3, Large Plastic Sifter, Ø 50mm, 200 Mesh	135,40	18,05	15.35
580162		SM-3, Large Plastic Sifter, Ø 50mm, 325 Mesh	138,00	18,40	15.65
580113		LS-16, Line Sifter Ø 1,5mm	351,05	46,80	39.85
580114		LS-32, Line Sifter Ø 0,75mm	351,05	46,80	39.85
580108		Stackable sifting pan set including 60, 80, 100, 150, 200, 325 mesh screens and a solid catch pan. Diameter: 135mm	473,70	63,15	53.80
5801053		SLD Eutectic Silver Solder - Now easier to use! Sold in 1,5mm dia. wire . Just snip off pieces as needed. Still withstands enameling temperatures and has a melting point of apprx. 1460°F. Apprx 8 grams will give you a strip apprx 85cm long.	217,35	28,95	24.65
5801056		PnP - Blue Transfer Film A revolutionary new blackout material for etching metal. Anything that can be photo-copied can be etched into metal. 8-1/2" x 11"	64,65	8,60	7.30
5801055		MIC-2 Sheet Mica. 100mm x 100mm Lump enamel can be fired onto mica to make small spheres of glass and mica can be used as a backing material for flat plique-à-jour work.	82,80	11,00	9.40
5801050		SF-1 Silver Foil. 82mm x 82mm Fine Silver	61,85	8,20	7.00
241503		Flexible grinding pads for metal. Set of 12 with grits from coarse to fine.	243,80	32,50	27.70

Number		Description	DKK	€	£
570301		TPT-1 Max diameter 48mm, Hight 35mm Trivet without bottom base plate. Use for torch firing	85,40	11,35	9.70
570302		TPT-2 Max diameter 58mm, Hight 40mm Trivet without bottom base plate. Use for torch firing	102,65	13,65	11.65
570303		TPT-3 Max diameter 84mm, Hight 66mm Trivet without bottom base plate. Use for torch firing	126,80	16,90	14.40

Terms and Conditions

Delivery:

When an order has been received I will send an invoice with all costs included. If any items are out of stock you will be contacted for advice before sending the invoice. Shipment will be done first working day after payment has been received.

At time of ordering please specify if you want a price offer before the actual order is confirmed.

Please specify VAT number if you are a business with a VAT registration in EU.

Payment:

The invoice will include payment options of PayPal or bank transfer. PayPal accepts credit cards. This catalogue displays prices in Danish Kroner (DKK), EURO (€) and British Pounds (£ GBP). Based on your country the invoice will either be in DKK, EURO or GBP. All prices are **excluding** 25% VAT.

Shipment:

GLS or Post are the preferred carriers and takes 4-5 working days in transit.

Brexit:

Due to new VAT rules set by the UK per Jan. 1st 2021 I no longer accept orders below £150 from UK customers. Also there will be an increase in shipment fee because of customs declaration handling. You will no longer have to pay the danish VAT of 25%. You will be charged the UK VAT of 20% and a handling fee by Royal Mail or ParcelForce and to be paid before or at delivery.

I'm still trying to get to the bottom of all the brexit changes. Here is a link to the new rules:

<https://www.gov.uk/guidance/vat-and-overseas-goods-sold-directly-to-customers-in-the-uk>

As the rules specify for orders below £135 I'm required to register for VAT in UK, collect the VAT and pay UK on a quarterly basis. I honestly don't want any involvement and administration in collecting UK VAT and don't work for free for the UK tax man either.

This is the reason for setting a minimum order value (excluding shipment cost) to £150.

All prices in this catalogue are subject to change without further notice.